





**ARMY PUBLIC SCHOOL MIRAN SAHIB**  
**WINTER BREAK HOLIDAYS HOMEWORK**  
**SESSION-2023-24**

**CLASS II**




**SUBJECT- ENGLISH**

S. NO	SKILL	TOPIC	MARKS
1	<b>READING</b>	Read any two stories from any story book like Champak Or Panchatantra story book. Record video of any one story while reading and send it to the class teacher.	<b>10</b>
2	<b>WRITING</b>	Write one page daily in your cursive writing book.	10
3	<b>PROJECT</b>	<div style="text-align: center;">  </div> <p>Make one toy or a puppet using best out of waste-Dear students, Kindly collect the waste materials of your house and make an interesting toy with it. Materials which you can use are empty boxes ,waste old clothes or any other things which you can get easily. Some pictures are shared below.</p> <div style="display: flex; justify-content: space-around; align-items: flex-end;"> <div style="text-align: center;">  </div> <div style="text-align: center;">  </div> </div>	5

## SUBJECT- HINDI

क्रम संख्या	कौशल	विषय	अंक
१.	लेखन	<ul style="list-style-type: none"><li>• किन्हीदो ऋतुओं का चित्र बनाकर दर्शाओ। उनके बारे में कुछ वाक्य अपनी कार्यपुस्तिका पर लिखो।</li><li>• हरी सब्जियाँ खाना क्यों अच्छा होता है, कुछ सब्जियों के चित्र चिपकाकर अपनी कार्यपुस्तिका पर लिखें।</li></ul>	५
२.	परियोजना कार्य	<ul style="list-style-type: none"><li>• घर में पुराने अखबार से चार लिफाफे बनाओ और उन पर अँगूठे की छाप से डिज़ाइन बनाओ।</li></ul> 	५
३.	पठन	<ul style="list-style-type: none"><li>• कोई कहानी, कविता, चुटकुला या पहेली याद करें व उसका वीडियो बनाकर अपनी हिंदी अध्यापिका को भेजें।</li></ul>	५

## SUBJECT – MATHEMATICS

<b>SUBJECT ENRICHMENT ACTIVITY:</b>	Paste two clocks 🕒 on your notebook showing time when you go to school 🏫 and coming back home 🏠. Also label the parts of clock
<b>WORKSHEET</b>	<p style="text-align: center;"></p> <ol style="list-style-type: none"><li>1.  has _____ hands.</li><li>2. Dial of clock 🕒 has numbers upto _____</li><li>3. We can see time on the _____ of the clock.</li><li>4. 1hour = _____ minutes.</li><li>5. _____ is the fifth day of week.</li><li>6. _____ is the tenth month of year.</li><li>7. Winter season starts in the month of _____</li><li>8. _____ Month comes in between April and June.</li></ol> <p style="text-align: center;"></p> <ol style="list-style-type: none"><li>9.  Minute hand is at ___ Hour hand is at ___  Time _____</li><li>10. _____ is the first day of week.</li></ol>

## SUBJECT – EVS

### 1. ACTIVITY

Clay Modelling:- To enhance child's sense of touch, sight, smell, along with coordination skills, motor skills students are assign to makenational symbols of India by using clay.

- a. National Bird
- b. National Animal
- c. National Tree
- d. National Emblem
- e. National Fruit
- f. National Flag

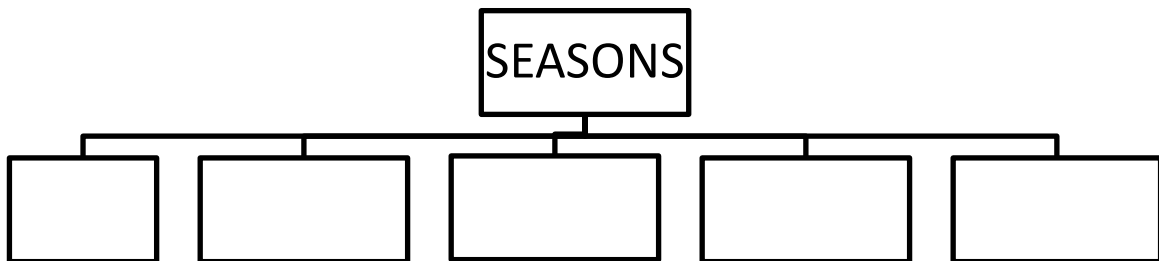


g. National River

[https://youtu.be/TWKct3\\_6Xkg?si=zMikjPO-5nKzz6fb](https://youtu.be/TWKct3_6Xkg?si=zMikjPO-5nKzz6fb)

Practice the following worksheet.

I. Complete the following flow chart



II. Name the season that falls in the following months.

1. September - \_\_\_\_\_
2. June - \_\_\_\_\_
3. August - \_\_\_\_\_
4. February - \_\_\_\_\_

III. Give two months of each of the following

1. Long Vacations in school \_\_\_\_\_
2. Rainy Season \_\_\_\_\_
3. Summer Season \_\_\_\_\_

IV. Draw any three clothes you wear during your favourite season.

## SUBJECT - COMPUTER


- **ACTIVITY 1 (Marks 05)**

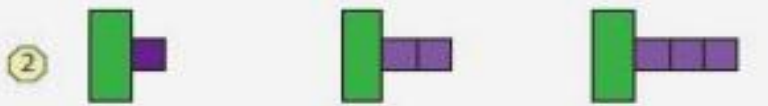
Draw Scratch Jr window (page no 64) on A4 sheet and Paste it on computer notebook


### WORKSHEET ( Arrangement of Patterns)


**Growing & Repeating Pattern**

Draw the picture that comes next in each pattern.

①  \_\_\_\_\_

②  \_\_\_\_\_

③  \_\_\_\_\_

④  \_\_\_\_\_

